












































Phase 2 grapheme information sheet

Autumn 1













Grapheme and mnemonic	Picture card	Pronunciation phrase	Formation phrase
 	 <p>snake</p>	Show your teeth and and let the s hiss out ssssss ssssss	Under the snake's chin, slide down and round its tail.
 	 <p>astronaut</p>	Open your mouth wide and make the a sound at the back of your mouth a a a	Around the astronaut's helmet and down into space.
 	 <p>tiger</p>	Open your lips; put the tip of your tongue behind your teeth and press t t t	From the tiger's nose to its tail, then follow the stripe across the tiger.
 	 <p>penguin</p>	Bring your lips together, push them open and say p p p	Down the penguin's back, up and around its head.
 	 <p>iguana</p>	Pull your lips back and make the i sound at the back of your mouth i i i	Down the iguana's body, then draw a dot [on the leaf] at the top.
 	 <p>net</p>	Open your lips a bit, put your tongue behind your teeth and make the nnnnn sound nnnnn	Down the stick, up and over the net.
 	 <p>mouse</p>	Put your lips together and make the mmmmm sound mmmmm	Down, up and over the mouse's ears, then add a flick on the nose.













Grapheme and mnemonic	Picture card	Pronunciation phrase	Formation phrase
 d	 duck	Put your tongue to the top and front of your mouth and make a quick d sound d d d	Round the duck's body, up to its head and down to its feet.
 g	 goat	Give me a big smile that shows your teeth; press the middle of your tongue to the top and back of your mouth; push your tongue down and forward to make the g sound g g g	Round the goat's face, up to his ear; down and curl under his chin.
 o	 octopus	Make your mouth into round shape and say o o o	All around the octopus.
 c	 cat	Open your mouth into a little smile; make your tongue flat and move it up towards the top of your mouth to say c c c	Curl around the cat.
 k	 kite	Open your mouth into a little smile; make your tongue flat and move it up towards the top of your mouth to say k k k	Down the kite, up and across, back and down to the corner.
 ck	 sock	Open your mouth into a little smile, make your tongue flat and move it up towards the top of your mouth to say ck ck ck	c Curl round the heel of the sock. k Down the sock, up and across, back and down and to the corner. Catchphrase: Rock that sock!
 e	 elephant	Open your mouth wide and say e e e	Around the elephant's eye and down its trunk.

Grapheme and mnemonic	Picture card	Pronunciation phrase	Formation phrase
 	 <p>umbrella</p>	Open your mouth wide and say u u u	Down and around the umbrella, stop at the top and down to the bottom and flick
 	 <p>rainbow</p>	Show me your teeth to make a rrrrr sound rrrrr rrrrr	From the cloud to the ground, up the arch and over the rainbow.
 	 <p>helicopter</p>	Open your mouth and breathe out sharply h h h	Down, up and over the helicopter
 	 <p>bear</p>	Put your lips together and say b as you open them b b b	Down bear's back, up and round his big tummy.
 	 <p>flamingo</p>	Open your lips a little; put your teeth on your bottom lip and push the air out to make the sound fffff fffff	Down the flamingo's neck, all the way to its foot, then across its wings.
 	 <p>lollipop</p>	Open your mouth a little; put your tongue up to the top of your mouth, behind your teeth, and press lllll lllll	All the way down the lollipop.

Phase 2 grapheme information sheet

Autumn 2

Grapheme and mnemonic	Picture card	Pronunciation phrase	Formation phrase
	 <p>jellyfish</p>	<p>Pucker your lips and show your teeth use your tongue as you say j j j</p>	<p>All the way down the jellyfish. Dot on its head.</p>
	 <p>volcano</p>	<p>Put your teeth against your bottom lip and make a buzzing vvvvv vvvvv</p>	<p>Down to the bottom of the volcano and back up to the top.</p>
	 <p>wave</p>	<p>Pucker your lips and keep them small as you say w w w</p>	<p>From the top of the wave to the bottom, up the wave, down the wave, then up again.</p>
	 <p>box</p>	<p>Mouth open, then push the cs/x sound through as you close your mouth cs cs cs (x x x)</p>	<p>Start at the top, then across to the bottom of the box. Start at the top, then across to the bottom of the box.</p>
	 <p>yo-yo</p>	<p>Smile, tongue to the top of your mouth, say y without opening your mouth yyy</p>	<p>Down and round the yo-yo, then follow the string round.</p>
	 <p>zebra</p>	<p>Show me your teeth and buzz the z sound zzzzz zzzzz</p>	<p>Zip across, zag down and across the zebra.</p>

Grapheme and mnemonic	Picture card	Pronunciation phrase	Formation phrase Catchphrase
	 queen	Pucker your mouth, then open it as you say qu qu qu	Round the queen's face, up to her crown, down her robe with a flick at the end. qu Quick, it's the queen!
	 cherries	Pucker your lips and show your teeth; use your tongue as you say ch ch ch	ch Chew the cherries, children.
	 shells	Show me your teeth and push the air out shshshshsh shshshshsh	sh Share the shells.
	 thumb	Voiced: Tongue on your teeth, teeth almost closed to make a 'buzzing' th th th Unvoiced: Tongue on your teeth; push the air out th th th	th Thumbs up, we're having fun.
	 ring	Open your mouth a bit and then use your tongue at the back of your mouth to say ng ng ng	ng Bling on a ring.
	 pink panda	Open your mouth a bit and then use your tongue at the back of your mouth to say ngk ngk ngk	nk I think I am pink.

Phase 3 grapheme information sheet

Spring 1

Catchphrase	Grapheme	Catchphrase	Grapheme
 tail in the rain	ai	 sheep in a jeep	ee
 a light in the night	igh	 soap that goat	oa
 zoom to the moon	oo	 hook a book	oo
 march in the dark	ar	 born with a horn	or
 curl the fur	ur	 wow owl	ow
 boing boing	oi	 get near to hear	ear
 chair in the air	air	 a bigger digger	er

Letter formation: Capital letters

Use this document to ensure correct letter formation when you are teaching children to form capital letters.

Letter	Capital letter formation phrase
A	From the top, diagonally down to the left, up to the top, diagonally down to the right. Lift up and across.
B	From the top, down, back to the top. Round to the middle, round to the bottom.
C	From the top, curl around to the left to sit on the line.
D	From the top, down, back to the top. Curve right, down to the bottom.
E	From the top, down, back to the top. Across, back. Lift up and across the middle. Lift up and across the bottom line.
F	From the top, down, back to the top. Across, back. Lift up and across the middle.
G	From the top, curl around to the line, carry on up, then straight down. Lift up and across.
H	From the top and down. Space. From the top and down. Lift up and join the lines across the middle.
I	From the top to the bottom and stop.
J	From the top, all the way down, then short curl to the left.
K	From the top, down, up to the middle. Diagonally up, back and diagonally down to the line.
L	From the top, down and across the line.
M	From the top, down, back to the top. Diagonally down, diagonally up. Straight down to the line.
N	From the top, down, back to the top. Diagonally down, then straight up to the top.
O	From the top – all around the o.
P	From the top, down then back up. Curve right to halfway down.
Q	From the top – all around the o. Lift off. Short line diagonally down.
R	From the top, down, then back up. Curve right to halfway down. Diagonally down to the line.
S	From the top, under the snake's chin, slide down and round its tail.
T	From the top, down and stop. Lift up and from the left, make a line across the top.
U	From the top, down and curve right, then straight up to the top.
V	From the top diagonally right to the bottom, then diagonally up to the top.
W	From the top diagonally right to the bottom, diagonally up to the top, diagonally down to the line, then diagonally up again.
X	From the top, diagonally right to the bottom. Space. Start at the top, then diagonally left to the bottom.
Y	From the top diagonally right to the middle. Space. From the top diagonally left to the middle. Straight down to the bottom.
Z	From the top go across, diagonally down to the left and across the bottom.